The Detroit Home Repair Census

Data collection and analysis was led by Detroit's Citywide Home Repair Task Force and Data Driven Detroit. Funding support for this data collection effort was provided by the Rocket Community Fund. Thanks to all participating CHRTF members for contributing program data.

DATA DRIVEN DETROIT

Rocket Community Fund

CITY OF DETROIT

Executive Summary

Over the course of 2025, Data Driven Detroit (D3) partnered with Detroit's Citywide Home Repair Task Force (CHRTF) to collect comprehensive information on assisted home repair activities across Detroit - situations where public or philanthropic funding was used to help a homeowner defray or eliminate repair costs. Building on previous analysis and years of trusted relationship-building among partners, D3 and CHRTF leveraged information directly from organizations facilitating home repair work in Detroit to present the clearest picture yet of Detroit's assisted home repair ecosystem, and the challenges that it faces.

Key findings:

- 30+ partner organizations completed over 3,058 home repair interventions in 2024, representing over $63 million in confirmed and estimated funding.
- These interventions took place across 83% of neighborhoods in Detroit, which are home to over 92% of the City's population.
- Home repair activity extended well beyond Greater Downtown and the core city - City Council Districts 4 and 7 saw the greatest number of interventions.
- Due in part to the types of programs and funding sources available, roof repairs were the most common type of repair administered, followed by plumbing and HVAC.

Key lessons learned:

- Successfully pulling off a project using programmatic data from partner organizations is a complicated endeavor that requires trusted relationships, a dedicated champion, eager collaborators, and deep institutional knowledge of the individual data sets and programs in order to produce a final analysis that is both relevant and accurate.
- Flexibility and adaptability are essential components to a successful data collaborative effort. Through adopting strategies to emphasize targeted communication and limited barriers to participation, D3 and CHRTF were able to successfully increase data collection participation rates during each subsequent round of data collection.
- Partner buy-in is also critical. Working closely in follow-up with CHRTF partners allowed the team to partially automate data cleaning processes, making this sort of effort easier to scale in the future.
- As of right now, these findings represent a point-in-time snapshot of home repair activity in Detroit. Collecting data over time would enable better understanding of how well home repair efforts are meeting Detroit's home repair needs, and where additional funding sources may be most needed to fill in gaps.

Section 1: Introduction

An aging housing stock presents one of the greatest challenges to continuing to grow and rebuild Detroit. Over 90% of the city's homes were built before 1979, and many homes may require minor or major repairs before they can be sold or rented. Additionally, combined with relatively low housing values, the scale of needed repairs for many houses in Detroit makes it challenging for mortgage financing to cover the costs of these repairs, creating barriers for Detroit residents to access homeownership. Relatively low rents in many of the city's neighborhoods further complicate the home repair challenge, as many property owners do not generate enough profit on their rental properties to be able to maintain them in a high-quality condition.

Both the City of Detroit and major philanthropic organizations invested in the city have recognized this challenge, and have made robust investments in assisted home repair initiatives: funding programs such as grants and loans that are intended to help homeowners defray or entirely eliminate home repair costs. These programs support residents in conducting repairs from roof replacement to utility and energy optimization, and are operated by dozens of partners across Detroit. To better coordinate efforts from these disparate partners, home repair providers and funders came together to create Detroit's Citywide Home Repair Task Force (CHRTF). As a network of over 40 organizations and funded programs, CHRTF works to create more innovative, coordinated, and effective solutions to more efficiently meet Detroiters' home repair needs. Recognizing that the magnitude of the city's home repair challenges is enormous, CHRTF also works to broaden the pool of funds and programs supporting assisted home repairs in Detroit so that the full scale of the problem can be addressed.

One of the greatest challenges the CHRTF encountered during its early days was that there was extremely limited data available to guide investments and understand the scope of work that was already being accomplished. Prior analysis sought to estimate the scale of the City's home repair challenges, but by 2024 the data was out-of-date and of a relatively limited scope. With many partners across Detroit working in a highly decentralized fashion, there was no data sharing at scale between programs, and most partners didn't have a strong understanding of which properties other organizations were working on, or the overall scale of work in the city. Further, the CHRTF lead and funders were unable to access a precise understanding of the number, geographic dispersion, and types of home repair interventions that were taking place, making it challenging to plan for additional programs to meet Detroiters' needs.

To meet the growing need for data to understand the scale and impact of Detroit's many assisted home repair programs, CHRTF approached Data Driven Detroit (D3) to pilot test a data collection process that would gather data directly from the partners administering home repair interventions. Partners would submit their data to D3 in whatever format they had available, and D3 would then clean, deduplicate, and merge these datasets to create a citywide census of home repair activity in Detroit. In this way, though no partner had a complete understanding of the citywide scope and scale of assisted home repair activity, each of their successes would weave into a broader tapestry that would demonstrate the true impact of CHRTF's work on the lives of Detroiters.

This pilot project, which took place roughly from June 2024 through July 2025, represents the most complete effort at a census of assisted home repair activity that has taken place in Detroit. Unintentionally, it was also one of the first successful implementations in Detroit of what is known as a data trust, where partners agree to share data into a common, secure space to shed light on a greater question that can't be answered in any other way. These successes would not have been possible without the collaboration of dozens of partners across the home repair ecosystem, including the CHRTF, the home repair providers, the City of Detroit, BuildUS (which provided honorariums for organizations who participated in the data collection process) and the Rocket Community Fund (who provided funding for the data collection effort). Indeed, the collaborative nature of the home repair ecosystem, where partners must regularly work together to improve properties, coordinate activities, and share resources, presented uniquely fertile ground for this effort to take root and flourish.

This report discusses the process of implementing this data collection effort, the novel findings that it allowed the team to uncover, some of the lessons learned along the way, and next steps as D3 and CHRTF plan for the continuation of this work in 2026 and beyond.

Section 2: Process

To compile the 2024 Home Repair Census dataset, D3 and CHRTF conducted three rounds of data collection, generally taking place in July 2024, October 2024, and February 2025, though laying the groundwork for this effort dated back to the inauguration of the CHRTF in Fall 2023. Work to get partners comfortable with data collection began in the invitation to the task force's initial meeting, and the CHRTF lead conducted one-on-one meetings with every partner to talk through any concerns as the initial data sharing plan was created. This meant that 6 months before the data collection process even began, and before D3 was brought on as a partner, CHRTF had already established the desired data points for reporting, had secured general buy-in from many of its members to participate in the process, and had identified that working with a neutral data collection partner as an intermediary would be critical to the success of the data collection effort.

At the start of the pilot project, D3 and the CHRTF lead met to identify a data roadmap, including the specific indicators that would be requested from each submitting member organization. The team placed a strong emphasis on minimizing the burden for participation, seeking to narrow the data collection scope only to critical information such as property address, amount invested, funding source, and type of intervention. Initially, data was requested at the property address level, but D3 and the CHRTF lead subsequently collaborated with CHRTF working groups to create a definition for individual home repair interventions to systematize the types of data we were looking to collect.

After identifying the data to be collected, D3 established a website, detroitdatacollaborative.org, that enabled organizations to securely transmit their data to D3 without it passing through City servers or being visible to other partners. This website was used during each round of data collection, and ensured that we maintained confidentiality with each partner's data.

D3 and CHRTF then executed an email campaign to partner organizations to encourage them to upload the data through the online portal. The email strategy and process was refined through each round of data collection based on lessons learned during previous rounds, as well as feedback from partner organizations about the most effective ways to engage and maintain their attention. During the final round of data collection in February 2025, the process included two preparatory emails prior to the campaign and up to six reminder emails to ensure that the data collection window remained at the forefront of partners' attention. Prior to each campaign, the CHRTF lead also undertook substantial preparatory work aside from these emails to ensure that organizations were ready to submit data and aware of honorariums that would be provided for their participation. The data collection period itself lasted approximately two weeks.

To ensure consistency and accountability, D3 and CHRTF staff maintained a tracking sheet hosted on Google Drive throughout the campaign, and both teams responded to partner inquiries and followed-up with organizations one-on-one as needed. Email communications continued only for organizations that had not responded or were still in the process of submitting data, and ceased once data were received or non-participation was confirmed. For organizations that were concerned about the formatting or accuracy of their data, D3 also hosted a Data Management Practices webinar prior to the third round of data collection to help build confidence in best practices of data collection, storage, and maintenance.

After receiving data, D3 and the CHRTF lead undertook an extensive cleaning process to standardize and deduplicate home repair interventions wherever possible. This took place at both the individual dataset level, as well as across organizations, as some repairs were sourced from multiple funding streams and were recorded by multiple partners. The team also built out semi-automated processes to standardize funding sources, types of intervention, and other key fields such as dates so that the information would be as comparable as possible across organizations. Finally, the process entailed an extensive review of individual datasets and even records with the CHRTF lead, and at times, staff from the submitting partner, to make sure that nuances related to individual programs and partners were appropriately identified and reflected. Section 4 further discusses key lessons from the data cleaning process.

Section 3: Key Findings

Data Reporting Context

Similar to how the Decennial Census aims to account for every individual residing in the United States, the Detroit Home Repair Census sought to document every assisted home repair intervention in Detroit. However, as with the Census, the data presented has some limitations:

- Response rates are unlikely to ever reach 100%.
- Responses may be subject to error.
- This effort did not collect data for non-assisted home repair interventions (e.g. those that took place solely through the private market).

Given these limits, for the purposes of this report the team identified three levels of data reliability:

- **Confirmed:** Represents the highest level of reliability. These data have been reviewed for accuracy and include all critical, required components. Most findings discussed below represent confirmed data.
- **Estimated:** Considered highly reliable, but full review for accuracy or inclusion of all critical components was not possible because address-level data was not received. Aggregation levels varied from census tract-level numbers to written summaries. These numbers are summarized briefly at the end of this section, but are **not** included in the confirmed totals reported below.
- **Extrapolated:** Represents likely values where no source data—either confirmed or estimated—was available. These assumptions are **not** included in the 2024 Home Repair Census.

In the following sections, we report data out for the following categories:

Individual Repair: An individual repair for a home (roof, HVAC replacement, hot water heater replacement, etc). One or more repairs can make up a single home repair intervention. Note that each organization may track repairs differently from others, and for this reason we do not report a total number of individual repairs.

Home Repair Intervention: The collective work that happened at an address under a specific program. One address can have multiple home repair interventions if different programs funded different work.

Home/Address: An individual dwelling unit that received one or more home repair interventions.

Overview of Confirmed Repairs

Across all three data collection periods, 30 CHRTF partner organizations submitted data, representing 31 active home repair programs. Within the confirmed dataset, a total of 2,628 homes received investments during 2024, encompassing 3,058 distinct home repair interventions. Among these, 366 homes (13.9%) underwent multiple interventions, or overlaps—the vast majority of these received two interventions, but some did receive three or four. When analyzed by provider, 257 homes received multiple interventions from a single organization, 104 homes from two organizations, and 3 homes from three organizations.

55% of these overlaps were programmatic, meaning they were required by the funding program (for example, funds from the Detroit Home Repair Fund could not be spent at a home unless another assisted home repair program was already active there). An additional 15% were planned, representing intentionally stacked programs at the same address (for example, two nonprofits referring their participants to each others' programs). The remaining 30% were

unplanned, likely occurring without providers' knowledge. While unplanned overlaps most likely indicate different programs meeting common repair needs, they still indicate that there are opportunities

for improving efficiencies in home repair intake and administration.

The analysis of homes with overlapping repairs also identified the ten organizations with the highest number of shared addresses—indicating where multiple agencies have provided services to the same households. The City of Detroit had the most extensive overlap, with 90 shared addresses across 22 partner organizations. Overlaps with the City occurred most frequently with CLEARCorps Detroit (22), After the Storm (8), Jefferson East (8), and LISC (8).

CLEARCorps Detroit ranked second with 33 overlapping addresses, primarily intersecting with the City of Detroit (22) and the Cody Rouge Community Action Alliance (6). Mid-sized organizations such as After the Storm, Jefferson East, and Cody Rouge Community Action Alliance each showed 12 overlaps, and LISC had 10 overlaps.

This data reveals a dense web of organizational collaboration within Detroit's home repair landscape, where multiple entities sometimes engage with the same properties to address complementary needs such as structural repair, weatherization, and energy efficiency. While such overlap signals strong collective investment in targeted neighborhoods, it also underscores the importance of coordination and integrated planning to minimize redundancy, streamline service delivery, and ensure equitable coverage across all communities.

Financial Impact

In 2024, a total of $63,601,887 in funding was reported, including $50,626,248 in confirmed funding and $12,975,639 in estimated funding.

Of the $50+ million invested in assisted home repair interventions, the overwhelming majority ($49.9 million) was given as grants, with the remaining $720,000 as loans. The average grant expenditure was $16,498, while the average loan expenditure was $21,840.

A total of 30 organizations (See Appendix 1) directly provided home repair services to residents. These organizations represent a mix of national, regional, and local nonprofits, government entities, and a corporation/utility.

A total of 31 active home repair programs (See Appendix 1) were identified, including a range of targeted initiatives addressing accessibility, health and safety, emergency repairs, weatherization, and neighborhood revitalization.

$50,626,248
Confirmed 2024 funding

$16,498
Average grant expenditure
across 3,025 interventions

$21,840
Average loan expenditure
across 33 interventions

Geographic Distribution of Home Repair Activity

2024 home repair activity occurred in 83% of Detroit's neighborhoods. These neighborhoods crossed all seven City Council Districts and represent approximately 92% of Detroit's population as of the 2020 Census. Among the neighborhoods without any recorded repair activity, 50% contained fewer than 10 single-family homes each. Notably, all neighborhoods without repair activity had an estimated 350 homes or fewer.

Across Detroit's seven Council Districts, District 4 recorded the highest level of activity, with 602 interventions and more than $9 million in total spending. District 7 followed closely with 550 interventions and nearly $8 million spent.

Districts 5 and 6 also saw significant investments—each exceeding $7 million in combined spending, with District 6 second in spending only to District 4—while Districts 1, 2, and 3 reported slightly lower totals, ranging between $5.4 million and $6.3 million.

It was more challenging to identify trends in home repair investments across Detroit's state legislative districts, as many districts extend beyond the boundaries of the city. State House District 4 recorded the highest number of interventions (555) while District 1

recorded the highest total investment ($9.27 million). Districts 7, 8, and 9 also all had more than 300 interventions and more than $5 million in spending each.

These five districts together accounted for 62% of interventions and over two-thirds of total spending.

A full table with district-by-district breakdowns is included in Appendix 2.

Map of Homes / Addresses Receiving at least one Home Repair Intervention, 2024

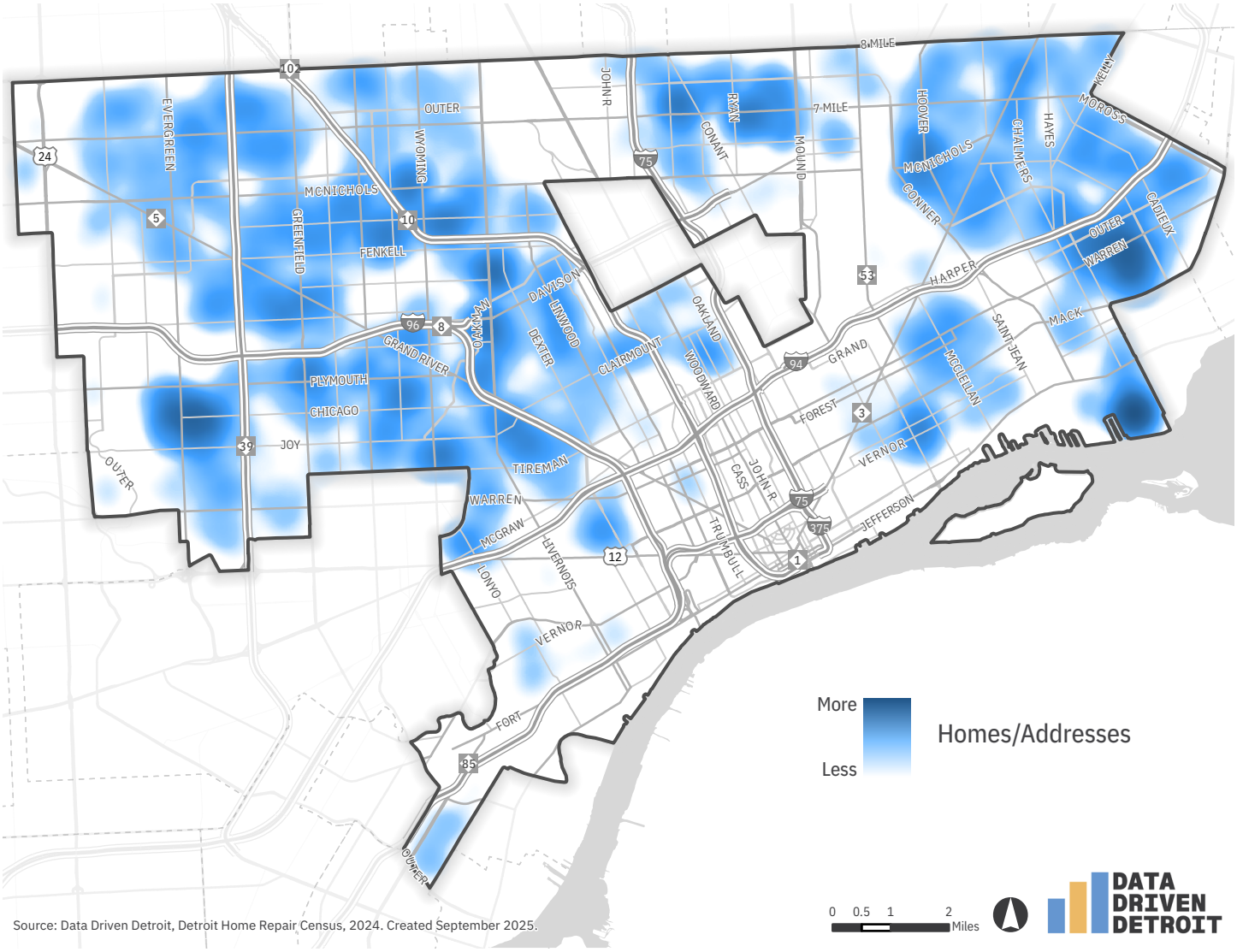

Source: Data Driven Detroit, Detroit Home Repair Census, 2024. Created September 2025.

Seasonal Trends and Repair Characteristics

The pace of home repair activity varied throughout the year. In January, February, and June, fewer than 200 interventions were completed per month. During March, April, May, July, and August, monthly interventions ranged between 200 and 300. The highest activity occurred in September, October, November, and December, with 300 to 320 interventions conducted per month.

Among the 69% of home repair interventions where the property type was reported, over 99% served owner-occupied homes, while only 0.4% served rental units.

Analysis of repair scope shows that 72% of homes received one type of repair, 10% received two types of repairs, and 18% received three or more types of repairs. Overall, roof repairs were the most common

Individual Repairs by Type, 2024

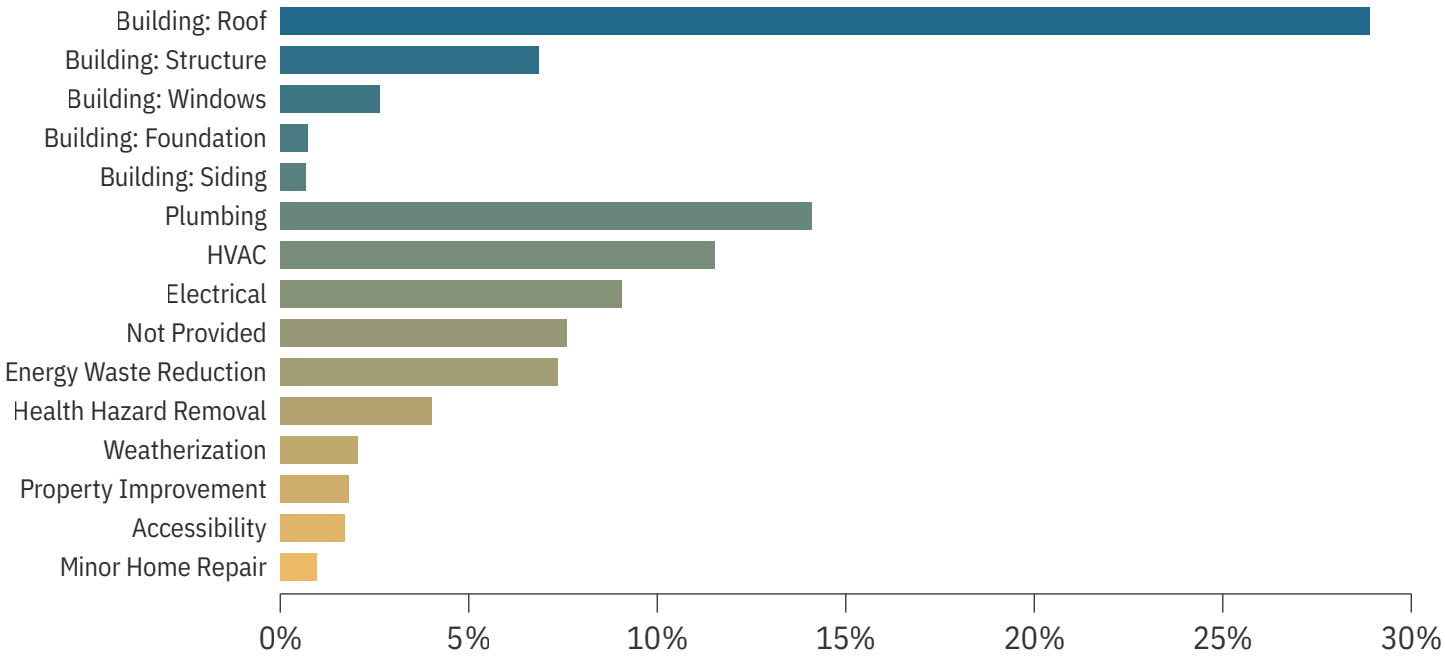

type of repair (28.9%), followed by plumbing (14.1%) and HVAC (11.5%), though many other repair types, including electrical improvements, energy waste reduction, and health hazard reduction, were also well-represented in the dataset. Roughly 7.5% of interventions (generally within three specific programs) had no repair type reported, which means that these percentages could be somewhat higher. Also, as mentioned above, existing funding sources and program types generally directed the types of repairs that were able to be accomplished. For example, Renew Detroit accounted for 79% of all roof repairs, and in the absence of dedicated funding for this program, roof repairs would have been the seventh most-common type of repair as opposed to the first. Given that fact, while this data documents the types of assisted repairs that were completed in 2024, it should not necessarily be viewed as indicative of the full market demand for each type of repair.

A total of 34 active funding sources supported home repair activities. These sources represent a mix of federal, state, local, philanthropic, and private contributions. By far, federal funding counted for the largest

Assisted Home Repair Funding by Source, 2024

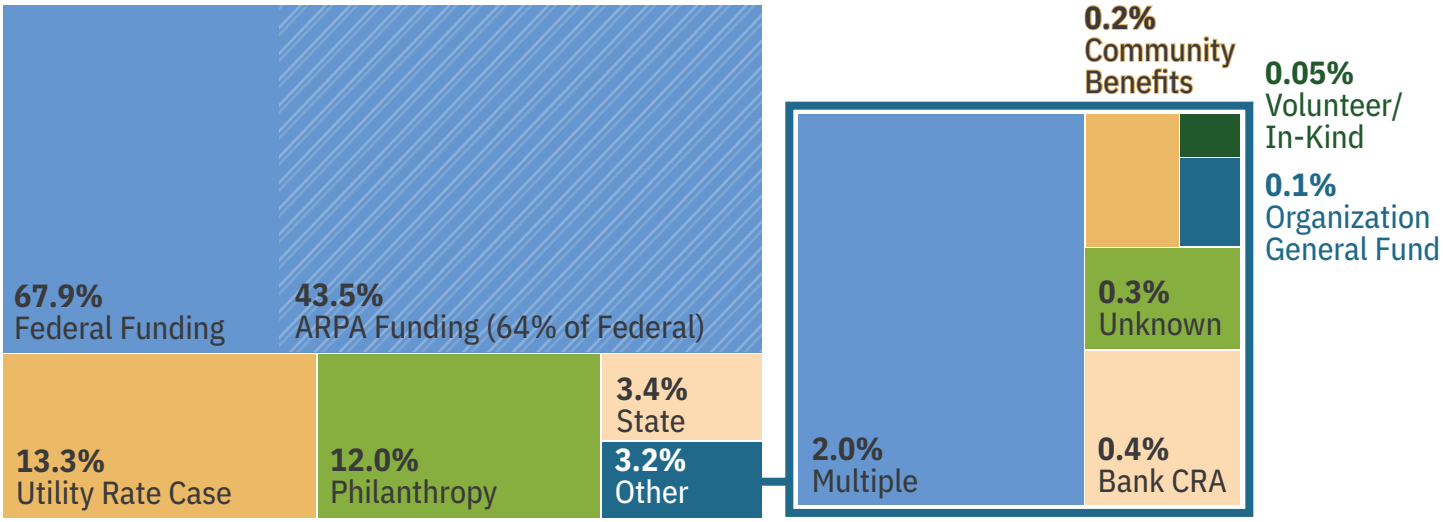

percentage of dollars invested in home repair activities in 2024. Of note, approximately 64% of federal funding came from American Rescue Plan Act funds, which are sunsetting at the end of 2026 and will no longer be available to support home repair activities in future years. This creates both a challenge and opportunity to find other funding sources to support Detroit's home repair needs moving forward.

As a standardized definition does not exist for individual repairs across organizations, identifying which organizations completed the greatest number of repairs is not possible with this dataset. However, among programs that reported specific types of repairs, DTE Energy Efficiency Assistance (EEA), Renew Detroit, and the Detroit Home Repair Fund emerged as the programs with the greatest numbers of repairs supported. The Detroit Home Repair Fund showed extensive engagement across multiple home repair types, particularly in structural repairs, plumbing, and electrical. DTE EEA primarily focused on energy-related repairs, leading in HVAC, energy waste reduction, and electrical, while Renew Detroit concentrated solely on full roof replacements, with 1,084 repairs. This shows that active public, philanthropic, and utility-based programs all play a substantial role in Detroit's home repair ecosystem.

Overview of Estimated Repairs

In addition to the detailed partner data represented in the "Confirmed" totals above, 5 partners (representing 10 home repair programs) provided summary-level data that incorporated total dollar amount spent and, in some cases, the number of units or interventions served by that program. For 2024, these funds totaled nearly $13 million in additional funding, bringing the total amount invested in confirmed and estimated home repair activity to over $63 million.

Section 4: Lessons Learned

As this was a pilot process, from the outset both CHRTF and D3 approached the data collection effort from a perspective of learning and growth, seeking to test new strategies, refine what seemed to be working well, and course-correct in areas that were not. During the roughly year-long pilot project, the team encountered and overcame a number of challenges, identified key barriers to replicating and scaling these types of efforts, and observed many successes.

Overall, perhaps the most enduring observation is that trust and attention to detail are both critical to the success of this effort. Gathering, cleaning, standardizing, and analyzing data from 30 partners, each of whom has different internal tracking practices, data collection procedures, and even data definitions, is an extremely complicated undertaking. To take one example, a partner providing grant funds for another partner to use in administering home repairs may track types of repairs, funding sources, and even dollar amounts differently from the administering partner. Reporting out reliable data required reconciling dozens of these types of situations to ensure that dollar amounts weren't duplicated in the final data.

This complexity is where both trust and attention to detail ended up being critical. With the trusted relationships that the CHRTF lead had built among task force members, and D3's reputation as a neutral third-party data broker, the team could approach partners to clarify questions about their data and get a better understanding of how different items were tracked. Furthermore, the CHRTF lead's extensive understanding of the intricacies of the home repair funding and programming landscape helped identify situations where the idiosyncrasies of individual programs were reflected in the data - many of which D3 would not have been able to identify on its own.

Overcoming Challenges

Over the course of the project, D3 and CHRTF had to navigate around several major challenges that arose during the three rounds of data collection and analysis:

- A need for clearer points of contact: A more targeted data collection strategy was essential. Identifying specific individuals within each organization responsible for submitting data improved coordination and response rates during the email campaign.
- Communication challenges for organizations with no data: Engaging organizations without available data proved difficult. Including a survey link in outreach emails allowed organizations to quickly indicate if they had no data to submit, improving efficiency and response rates.
- Change in unit of analysis: Initially, address-level data was used as the unit of analysis. However, recognizing that multiple home repair programs could operate at the same address, the unit was shifted to "home repair intervention" to better capture the scope of work.
- Deduplication challenges: Changing the unit of analysis also increased the complexity of data cleaning and analysis, as organizations reported data differently. D3 and CHRTF developed general rules to partially automate deduplication, improving data quality.
- Geocoding refinements: Address-level data often contained inconsistencies. Implementing a revised geocoding protocol using the ESRI geocoder significantly improved match rates and spatial accuracy.

In addition to the above challenges, several others were identified that were unable to be rectified within the scope of the project, but remain considerations for future rounds of data collection and analysis:

- Inconsistent reporting periods: Some organizations provided data covering only part of the year rather than full-year figures, affecting consistency and completeness.
- Increasing participation: While most CHRTF partners did participate in at least one round of data collection, some organizations with known completed repairs through active programs have not submitted any data to date.
- Increasing granularity: Not all organizations provided address-level data, preventing cleaning/deduplicating of their information and limiting their data could be integrated into the broader analysis.
- Increasing completeness: Some repair records needed to be removed from the analysis due to incomplete data, including missing dates, repair types, or addresses.

Identifying Barriers

Over the course of the pilot process, the team identified several key barriers that organizations face when participating in this type of data collection effort. These included:

- Limited staff capacity: Many organizations lacked the resources to submit data, making participation challenging. Frequent staff turnover exacerbated some of these challenges.
- Inconsistencies due to flexible submission guidelines: Accepting data in any format during the pilot round encouraged participation but sometimes resulted in incomplete or inconsistent submissions, requiring extensive follow-up.
- Hesitation around sharing address-level data: Despite offering data-sharing agreements, some organizations declined to provide address-level information, leading to the challenges discussed above.
- Need for shared standards: The project highlighted the importance of establishing common definitions and minimum data standards across organizations to improve consistency and usability in future data collection cycles. During the pilot phase, D3 was able to use the task force and working groups to quickly weigh in on questions and establish definitions that helped the pilot continue. Moving forward, additional data collection efforts will enable the growth and strengthening of these shared standards.
- Maintaining a quarterly pace for data collection required significant effort from CHRTF partners, as well as substantial costs and staff time. Moving forward, although a majority of CHRTF partners preferred quarterly reporting periods, D3 and CHRTF propose shifting to a semi-annual data collection and reporting schedule until funding is sufficient to allow for more frequent engagement. This shift should also allow for a more deliberate data collection process, improve efficiency, and better-sustain partner engagement over multiple data collection periods.

Successes

Despite these challenges and barriers, the project achieved notable successes, in large part due to the iterative approach of the pilot-testing process:

- Increased participation over time: Data submissions grew with each round, reflecting increased engagement and improving dataset completeness, as well as success in overcoming the barriers and challenges discussed above.
- Improved data cleaning through collaboration: Follow-up conversations with organizations individually as well as during work group meetings helped identify areas where data was relatively standard across organizations, allowing D3 to create processes to partially automate data deduplication and save time in future data collection efforts.

Section 5: Next Steps

The 2024 Home Repair Census pilot has resulted in a valuable and unique dataset, offering powerful insights into home repair activity across Detroit. This dataset provides a strong foundation for understanding the scope, funding, and impact of home repair efforts in the city. While this dataset isn't the solution to the home repair crisis on its own, it can drive toward the solution by helping communicate the collective work happening in Detroit's neighborhoods, advocate for additional funding, and understand and better coordinate the overlaps among homes and residents served.

Moving into 2026, D3 and CHRTF plan to continue to build upon this work and move the pilot project into full implementation. The team recently completed a mid-year round of data collection for 2025, and aims to conduct another data collection effort early in 2026 to build out a complete 2025 dataset. This will allow for tracking home repair efforts over time, showing the collective impact happening citywide in addressing Detroit's home repair crisis, and building toward a more powerful, actionable source of information that allows home repair programs to more effectively address Detroiters' needs.

In addition, D3 and CHRTF seek to build the dataset that has been created into a stronger resource for the community and home repair advocates citywide. Already, the teams have leveraged funding from a BuildUS grant to create data profiles that CHRTF partners can use to communicate the impact of their own work back to their funders and community partners. D3 and CHRTF plan to use the data to be collected later this year alongside the data already assembled to enable partners to make the case for additional investments and coordination in the home repair space.

Ultimately, the long-term objective of this effort is to institutionalize data collection at at least a semi-annual pace to better track and understand the scope of home repair activities across Detroit - both in terms of what has already been completed and to help prioritize resources to meet the remaining need. Particularly now that federal pandemic relief funding is beginning to sunset, and funding levels for home repair are likely to continue to ebb and flow in the future, CHRTF and D3 hope to use this data to understand the level of sustained investment necessary to make a long-term impact on Detroit's extensive home repair needs and ensure that the condition of the housing stock is no longer a barrier to efforts to revitalize and build the city.

Appendix 1:

List of Organizations that Provided Assisted Home Repair Data in 2024

1. A Place of Refuge
2. After The Storm
3. Bridging Communities
4. Central Detroit Christian CDC
5. CHN Housing Partners
6. City of Detroit
7. CLEARCorps Detroit
8. Cody Rouge Community Action Alliance
9. Detroiters Working for Environmental Justice
10. Eastside Community Network
11. EcoWorks
12. GenesisHOPE
13. Grandmont Rosedale Development
14. Habitat for Humanity Detroit
15. Hope Village Revitalization
16. Jefferson East, Inc.
17. LifeBUILDERS
18. LISC
19. Live6 Alliance
20. Matrix Human Services
21. New Hope CD
22. Renaissance of Hope
23. Sinai Grace Guild CDC
24. The Heat and Warmth Fund
25. United Community Housing Coalition
26. USnapBac
27. Vanguard Community Development Corporation
28. Villages CDC
29. Wayne Metro CAA
30. Woodbridge NDC

List of Assisted Home Repair Programs Represented in the 2024 Data

1. 0% Interest Home Repair Loan Program
2. Cody Rouge North Pointe Home Repair
3. Code Rouge Senior University
4. Cody Rouge State of MI-LEAD
5. Delray Home Improvement Program
6. Detroit Duplex Repair Program
7. Detroit Healthy Homes Production
8. Detroit Home Accessibility Program
9. Detroit Home Repair Fund
10. Detroit LeadSafe Housing Program
11. Detroit Private Sewer Repair Program
12. Detroit Renew Detroit
13. Detroit Scattered Site Preservation
14. Detroit Senior Emergency Home Repair
15. Disaster Relief (DR-4607)
16. DTE Energy Efficiency Assistance (EEA)
17. Habitat Detroit CHR
18. Healthy Homes & WAP Cooperation Demonstration
19. HFHD Critical Home Repair – Veteran
20. Insure Your Home Program
21. Keep It In The Family
22. Make It Home Program
23. Michigan Health Endowment Fund
24. Neighborhood Enhancement Program
25. Neighborhood Impact Program
26. Rebuild and Revive
27. Senior Chore Services
28. Senior Home Repair
29. Thome Aging Well
30. Vanguard Emergency Home Repair Program
31. Weatherization Readiness Funds

Appendix 2:

2024 Home Repair Census Stats by City Council District

City Council District	Number of Interventions	Total Spending: Grants	Total Spending: Loans	Total Spending
4	602	$8,933,401.95	$130,965.00	$9,064,366.95
7	552	$7,580,318.52	$139,045.00	$7,719,363.52
1	445	$6,171,636.65	$76,275.00	$6,247,911.65
5	378	$7,358,225.90	$97,975.00	$7,456,200.90
2	377	$5,587,527.47	$208,810.00	$5,796,337.47
3	361	$5,330,713.43	$67,651.00	$5,398,364.43
6	342	$8,933,877.67	$0.00	$8,933,877.67

2024 Home Repair Census Stats by US House District

Congressional District	Number of Interventions	Total Spending: Grants	Total Spending: Loans	Total Spending
13	1,949	$35,565,341.60	$379,631.00	$35,944,972.60
12	1,109	$14,340,184.99	$341,090.00	$14,681,274.99

2024 Home Repair Census Stats by State House District

State House District	Number of Interventions	Total Spending: Grants	Total Spending: Loans	Total Spending
004	556	$7,183,845.65	$136,405.00	$7,320,250.65
009	355	$6,497,698.23	$90,340.00	$6,588,038.23
008	349	$6,526,039.69	$93,135.00	$6,619,174.69
001	346	$9,253,164.46	$24,377.00	$9,277,541.46
007	309	$4,961,037.16	$48,598.00	$5,009,635.16
011	248	$3,549,930.00	$67,651.00	$3,617,581.00
010	228	$3,043,276.16	$65,625.00	$3,108,901.16
005	201	$2,620,394.38	$143,315.00	$2,763,709.38
016	177	$2,421,003.22	$26,275.00	$2,447,278.22
017	135	$1,716,558.66	$25,000.00	$1,741,558.66
012	120	$1,671,718.79	$0.00	$1,671,718.79
003	33	$451,035.19	$0.00	$451,035.19
015	1	$9,825.00	$0.00	$9,825.00